


How to get to the Seminar Rooms

Level 6, West Wing, JR Hospital



Most of the lectures on the FMRIB Graduate Program take place in:

Seminar Room B

Level 6

West Wing

John Radcliffe Hospital

From the Children's Hospital entrance

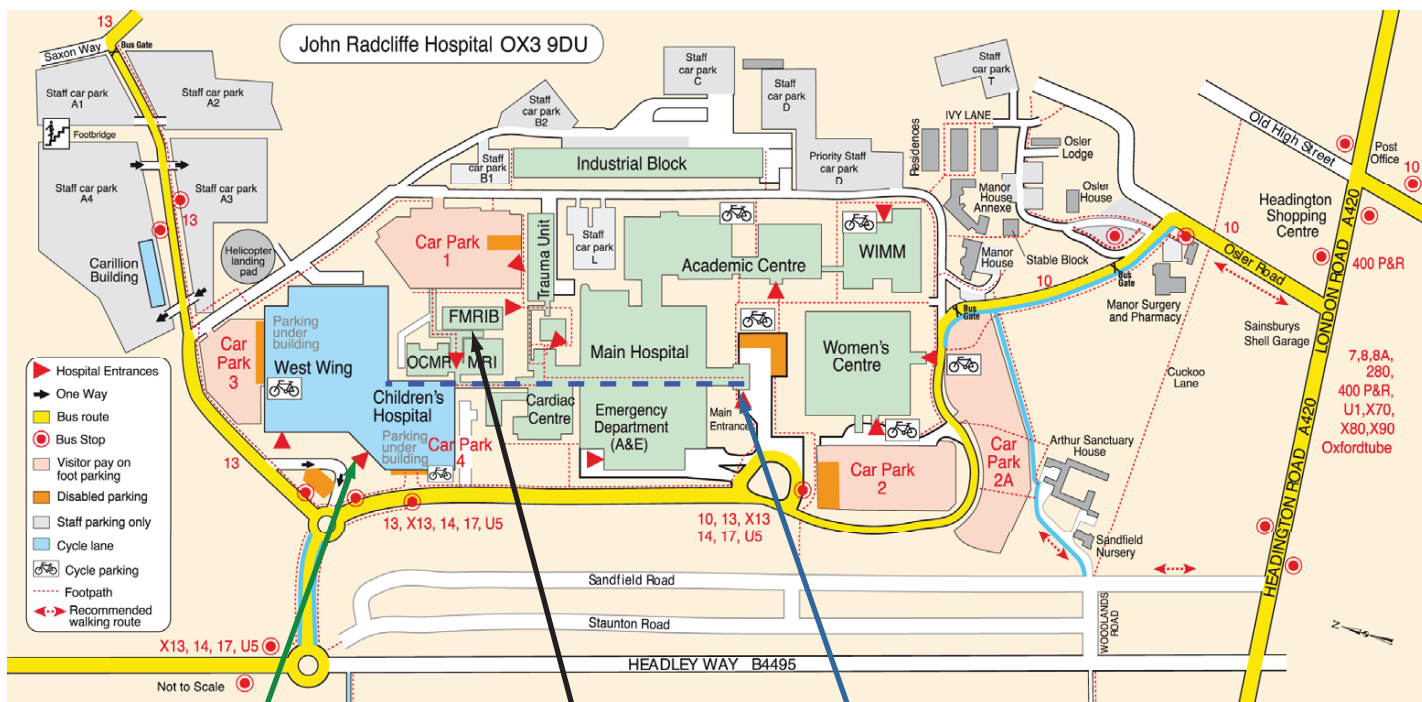
1. Take the lifts to Level 2.
2. Out of the lifts go through the doors straight ahead and turn left to the end of the corridor.
3. On your left are a set of double doors with swipecard only access.
4. Follow the instructions "From Level 2 Intercom" below.

From the Main Hospital entrance

1. Pass the main reception desk and follow the corridor towards CHILDREN'S HOSPITAL / WEST WING. En route you will pass on your right hand side a bank machine, a small supermarket and the League of Friends cafe.
2. Proceed past the League of Friends cafe and continue on straight ahead.
3. You should now be facing a set of double doors with swipecard only access.
4. Follow the instructions "From Level 2 Intercom" below.

From Level 2 Intercom

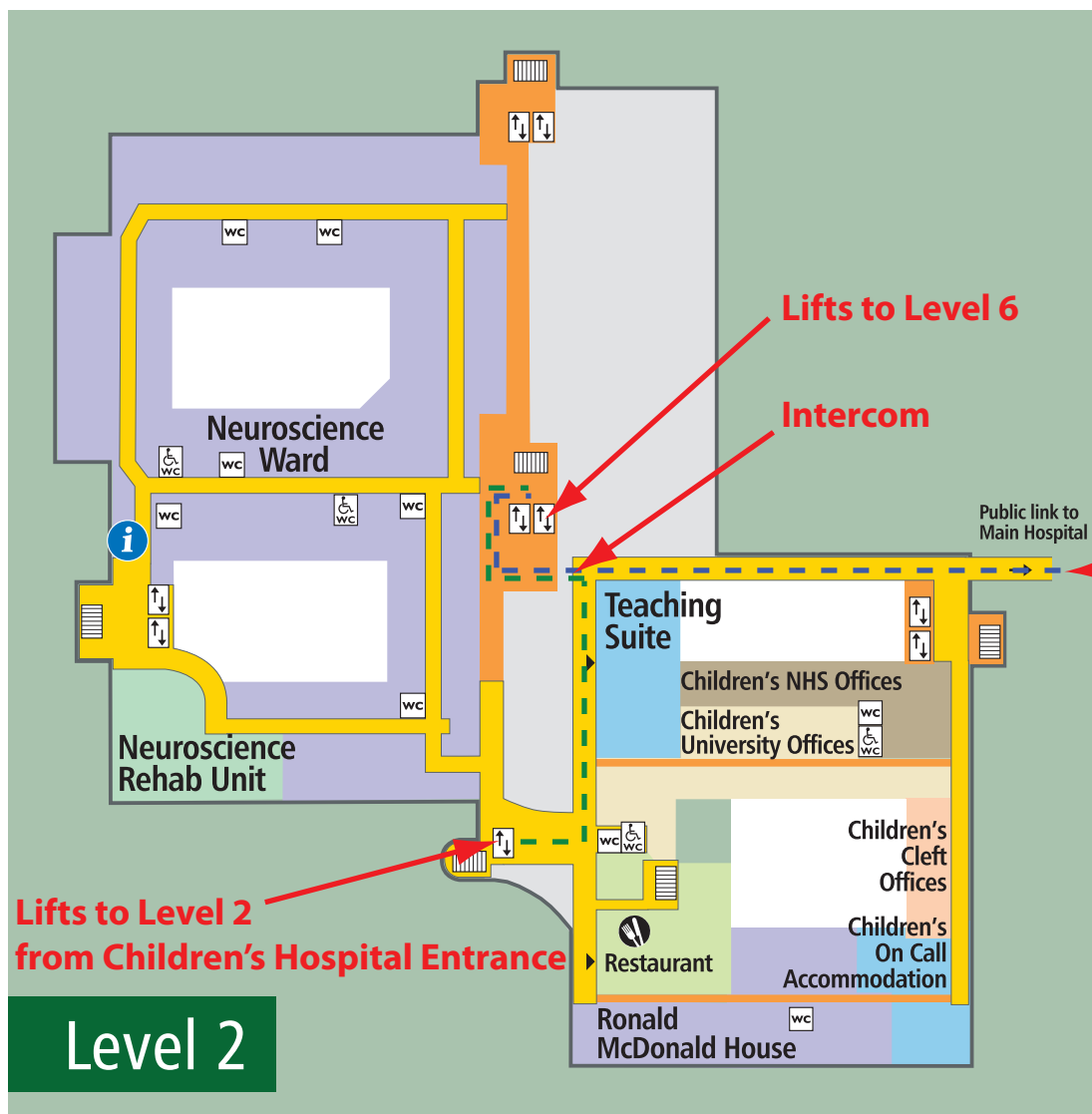
1. Press the BELL on the INTERCOM at this entrance and await LEVEL 6 reception to reply.
2. Speak into the intercom camera and please clearly announce your name and department and state that you are attending the **FMRIB Graduate Program**.
3. Upon passing through a second set of double doors directly ahead of you, turn immediately RIGHT and immediately RIGHT again into the LIFT LOBBY. (Do not use "FM lift only").
4. Enter the lift and get off at LEVEL 6.
5. At level 6 press the intercom system at the LEVEL 6 ENTRANCE and you will be allowed into reception and directed to the Seminar room.



Children's Hospital Entrance

FMRIB

Main Entrance



Children's Hospital and West Wing

- Route from Main Hospital Entrance
- Route from Children's Hospital Entrance